

NEW FROM BOSTON WHALER

# *Defiance*<sup>TM</sup>



FLIES IN THE FACE OF TRADITION.



BOSTON  
**WHALER**



®



WHALER

The Unsinkable

# Boston Whaler introduces a revolutionary offshore express cruiser.

*Defiance. The name sums up what this boat is about. You feel as if you can defy the elements at will, thanks to its rock-hard, totally unsinkable construction and outstanding stability. With Whaler's foam core Duobond™ construction, it's the only boat in its size range that will stay afloat if punctured or swamped.*

Look for new heights in technological innovation. We've incorporated a unique performance system that channels exhaust away from the boat while reducing engine noise and improving fuel efficiency. Another breakthrough: the raised pilot deck slides back hydraulically, completely exposing the engines for easier access and simplified maintenance.

The 34' Defiance takes every possible advantage of its size. Forward access is surprisingly easy with wide walkways, just-right rail height and a spacious fore deck and pulpit. There's a new level of luxury, too. The beautifully appointed main cabin with recessed lighting features comfortable seating and fine fabrics, a dinette that converts to a double berth and a completely equipped galley with full-size refrigerator. The big forward berth, loaded with storage, sleeps two. The enclosed head features

a molded countertop, VacuFlush® head, custom vanity, clothes hamper and a fully enclosed shower with bench seat. There's a high-quality teak and holly sole. Beautiful, satin-finished woods. A lighted rod cabinet – if you could possibly need more space for rods than the numerous racks and holders in the cockpit.

And fishability is where the Defiance really shines. Standard features include a 54-gallon recirculating livewell, a portside bait prep center with sink, rigging board and tackle storage, large-capacity insulated fishboxes with a pump-out system, plus a tackle center on the pilot deck with drawers to store and organize your gear. We've padded the gunnels to give you even more comfort while fishing. Clean-up is a snap, with both freshwater and saltwater washdown.

The 34' Defiance. More of everything that Whaler fanatics have ever loved about The Unsinkable Legend.

*Yes, it's a Whaler. Luxurious finishes surround a cabin with a dinette that converts to a comfortable lounge or double berth, plus a forward berth with privacy curtain.*



A NEW UNSINKABLE LEGEND.



# 34' Defiance


Pump up your expectations. And your adrenaline level. Introducing the *most* Whaler you can get. The new 34' Defiance. Bigger, sure. But with some new angles you never expected. Like the quiet power of twin inboards, made even quieter by a unique and innovative exhaust system. And a new standard for breadth of features and interior luxury.

Defiance boasts the largest, most fishable cockpit we've ever offered. With loads of room for all your gear. A standard 54-gallon livewell. Large-capacity fishboxes. Tackle storage. A wide transom with a sliding door. Padded gunnels. Plus freshwater

and saltwater washdown for easy clean-up.

And there's a big surprise inside: beautiful woods and fine fabrics in a spacious cabin with a fully equipped galley with full-size refrigerator, a dinette that converts to a comfortable lounge or double berth and even more rod storage.

A plush forward berth. A full head, with a separate enclosed shower with bench seat. All of it – and you – protected by Whaler's unsinkable, foam-core construction.



Everything the captain needs is in sight and at hand – complete instrumentation, custom switch panel, dual-lever engine controls, storage. Port and starboard L-shaped lounge seating coddles passengers.




Bring on your rods, there's storage everywhere. Keep up to eight offshore rods stowed away in the lighted cabinet.




The ultimate bait prep center: sink, rigging board, tackle storage, custom gas spring actuated lid. Portside icebox, too, with an optional ice maker and bait freezer.



Play hard, eat hearty – the galley has it all. Stainless steel sink, two-burner cook top. Full-size refrigerator/freezer, microwave oven.



Head of the class: Full shower with circular acrylic door, clothes hamper, molded countertop, vanity, storage cabinets, electric VacuFlush head.



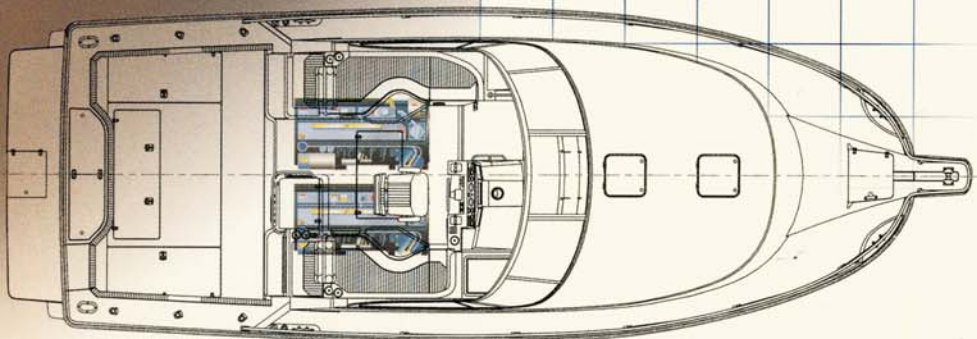
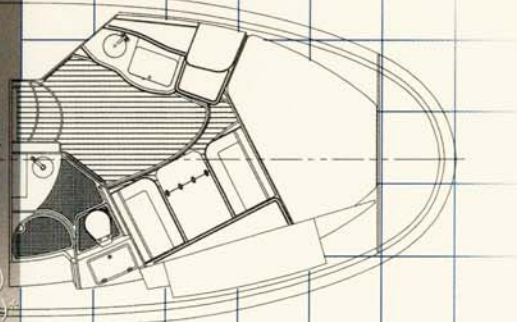
The complete battle station. Wide cockpit with sliding transom door, large capacity fishboxes with pump-out, 54-gallon livewell, padded gunnels, freshwater and saltwater washdown.

h a b l e   l e g e n d™



## SPECIFICATIONS

- LOA: 37' 6" (11.43m)
- Hull Length: 34' 6" (10.51m)
- Beam: 13' 3" (4.03m)
- Draft: 35" (.88m)
- Transom Deadrise: 20°
- Fuel: 384gal. (1745L)
- Water: 72gal. (272L)
- Cabin Headroom: 6' 5" (1.95m)
- Berths: 4
- Swamped Capacity: 4,000lbs (1,800kg)
- Dry Weight: 17,500lbs (7,937kg)



### Hull

- Molded fiberglass construction using AME 1000® resin, foam-core Duobond™ construction
- Premium quality Armorcote® white gelcoat finish
- Boot stripe and bottom paint

### Deck

- Molded fiberglass using AME 1000 resin, bi-axial stitched fabric reinforcement and Baltec core construction
- Armorcote white gelcoat finish
- Molded-in nonskid surface
- Bow pulpit, integral molded fiberglass
- Recessed custom stainless steel anchor roller assembly
- Custom deck rails, highly polished stainless steel
- Bow cleats, 12" stainless steel
- Springline cleats, 10" stainless steel
- Stern cleats, 12" stainless steel
- Stern hawse pipes, stainless steel
- Windshield, heavy-duty stainless steel construction with power vent
- Windshield wipers (3), self-parking with heavy-duty pantograph arms
- Windshield washers, port and starboard
- Anchor washdown outlet

### Cockpit

- Reinforcing plate installed for mounting fighting chair
- Icebox, port side, fitted with custom gasketed lid, gas spring actuator and stainless steel hinges
- Bait prep center, starboard side, includes sink, rigging board and tackle storage, fitted with custom lid, gas spring actuator and stainless steel hinges
- Courtesy lighting under gunnels and helm deck
- Fishboxes, large capacity, insulated with pump-out system
- Gunnel padding, high-density closed-cell foam, white vinyl covered
- Rod racks, port and starboard
- Rod holders (6)
- Self-bailing cockpit scuppers
- Step, port and starboard
- Sliding transom door with top gate, heavy-duty polished stainless steel hardware
- Freshwater washdown
- Saltwater washdown

### Helm Deck

- Tackle center with 4 drawers to store and organize gear
- Engine access hatch with gas spring

- Helm console, integrally molded
- Helm seat, ladder back style
- L-shaped lounge port and starboard sides
- Sliding companionway door with sliding screen door
- Hydraulically actuated sliding helm deck

### Helm Console

- Compass with light, flush mounted
- Complete custom engine instrument panel with audible/visual warning system
- Custom switch panel
- Dual-lever hydraulic engine controls
- Bilge water level alarms, audible
- Stainless steel helm wheel
- Tilt hydraulic steering

### Mechanical

- Aeroquip braided fuel lines
- Bilge pumps (4), 12-V automatic/manual
- Bonding system with transom zinc plate
- Double hose clamps on all hose fittings where possible, stainless steel
- Double T-clamps on engine exhaust hoses
- Engine alarm system
- Engine hour meters (2)

## FEATURES AND STANDARD EQUIPMENT

- Engine room sound insulation, 2" absorption foam
- Freshwater cooling on main engines
- Fuel filters with water separators on main engines and optional generator, large capacity
- Fuel tank valves, bronze, six port
- High-water bilge alarm
- Aluminum holding tank with macerator, overboard and dockside discharge (32 gallon)
- Water heater, stainless steel 12-gallon, 120-V
- Propellers, 4 blade nibral
- Rudders, bronze with stainless steel shaft
- Shaft seals, dripless lip seal type
- Sea cocks, UL approved for marine application, bronze, fitted on all thru-hulls below waterline
- Sea-water strainers, bronze (3)
- Stainless steel rub strip on face of white high-density rub rail
- Trim tabs, fully recessed
- Custom performance exhaust processing system
- Diesel engine CAT 340 HP 3116; propeller shafts, Aquamet 19, 1.75" diameter, double taper couplers

### Electrical

- Custom AC electrical distribution panel with line voltage and load meters, reverse polarity light and main breakers that trip with reverse polarity
- Custom DC electrical distribution panel with battery voltage and load meters
- Circuit breaker protection throughout
- Battery paralleling switch, vapor proof
- Automatic battery switch/isolator
- Batteries (3), heavy duty 4D
- Bonded electrical system
- Battery charger, 30-amp automatic
- Engine room lights, 12-V halogen and 120-V
- Horn, dual air trumpet
- Navigation lights
- Dual 30-amp shore power with 50' cords
- Clarion® AM/FM/CD stereo with interior/external speakers and remote control at helm

### Main Cabin

- Access hatch to bilge
- Lighting, recessed halogen (4) 110-V and 12-V
- Interior wood superbly joined and finished in satin varnish
- Opening stainless steel ports (3)
- Positive latches used on cabinet doors and drawers

- Selection of fine quality fabrics and coverings throughout
- 110-V duplex outlet/GFI protected
- Dinette converts to double berth
- Horizontal rod cabinet with lighting
- Carpeted floor

### Galley

- Cook top, two-burner electric, recessed with Corian® cover
- Countertop lighting, recessed halogen (3) 110-V and 12-V
- Microwave oven
- Positive latches used on cabinet doors and drawers
- Refrigerator, AC/DC with top freezer
- Sink, deep single polished stainless steel
- Storage compartments and drawers throughout
- 110-V duplex outlet/GFI protected

### Forward Berth

- Diagonal double bed port side with 5" mattress, coverlets
- Stainless steel fore deck hatch with retractable shade (2)
- Hanging locker, port side
- Positive latches used on cabinet doors and drawers
- Recessed halogen lights (2)
- Reading lights (2)
- Storage compartments and drawers below bed
- 110-V duplex outlet /GFI protected

### Head Compartment

- Corian countertop with stainless steel sink
- Custom vanity with storage cabinet
- Head, Sealand VacuFlush® electric
- Lighting, 110-V recessed, 12-V recessed halogen
- Open port (1) stainless steel
- Positive latches used on cabinet doors and drawers
- Toiletry storage cabinet

- Shower, hand held with shower sump pump
- 110-V duplex outlet/GFI protected
- Circular acrylic shower door
- Clothes hamper
- Water/waste tank level gauge

### OPTIONS

- Air conditioning
- Generator
- European shore power
- European generator
- European air conditioning
- European ice maker
- Windlass with rode and anchor
- Swim platform with ladder
- Teak and holly sole
- Television/VCR
- Clarion AM/FM/CD/stereo with CD changer, power amplifier, four additional speakers
- Hard top with electronics box
- Ice maker, 110-V
- Bait freezer, 12-V
- CE Certification

### Mechanical

- Diesel engine Yanmar 350 HP 6-LYASTE; propeller shafts, Aquamet 22, 1.75" diameter, double taper couplers
- Diesel engine Yanmar 420 HP 6-LY2MSTE; propeller shafts, Aquamet 22, 1.75" diameter, double taper couplers
- Trolling valves (available with hydraulic hydraulic controls only)
- Engine synchronizer
- Hydraulic hydraulic controls
- Oil change pump system

### Canvas

- Sun top with boot, red, blue or green
- Weather curtain (sun top or hard top), red, blue or green
- Aft drop curtain (sun top or hard top), red, blue or green

# 34' Defiance™

**BOSTON WHALER**

The Unsinkable Legend™

\*Actual weight will vary depending on options and engines. Defiance shown with a custom tower (not available as a factory option). Please consult your Defiance dealer for details. Specifications and standard equipment subject to change. Boston Whaler is not responsible for changes to parts or accessories manufactured by companies other than Boston Whaler. For the name and telephone number of the Defiance dealer nearest you, call 1-800-Whaler 9 • World Headquarters: 4121 South US Highway 1, Edgewater, FL 32141. Internet Address: www.whaler.com International: Oude Haagsweg 47, 1066 BV Amsterdam, Netherlands. E-mail: whalerintl@whaler.com